



**STUDY:  
NORTH CAROLINA  
IN 2018**

*THE*  
**Economic  
Impact**  
*OF*  
**Domestic  
Violence**

FUNDING FOR THIS STUDY PROVIDED BY THE  
Jamie Kimble Foundation for Courage  
AND A GRANT FROM THE NFL Foundation

“  
Jamie’s spirit lives on.

– RON AND JAN KIMBLE

”



JAMIE KIMBLE  
**FOUNDATION  
FORCOURAGE**

The **Jamie Kimble Foundation for Courage** is proud to sponsor this report detailing the cost of domestic violence in the State of North Carolina in 2018 – more than \$500 million. A grant from the NFL Foundation helped make it possible. The study was conducted by Dr. Craig A. Depken II, who teaches economics at UNC Charlotte. It updates the 2014 study initiated by the Foundation with the help of a grant from the Wells Fargo Foundation. You will find the complete report inside, with the cost of domestic violence broken down by county. Also inside: Ron and Jan Kimble introduce us to the inspiration behind the Jamie Kimble Foundation for Courage, Dr. Depken explains the methodology used to compile these numbers, and the Foundation shares upcoming opportunities to join the movement.

October is Domestic Violence Awareness Month, offering a powerful opportunity to raise awareness. According to the Centers for Disease Control and Prevention, one in four women and one in seven men will experience severe physical violence by an intimate partner in their lifetime. This is a crisis that affects 32 million Americans. Most of us have a loved one or friend who has fallen victim to an intimate partner. **May this study move us to act.**

**Jamie Kimble Foundation for Courage**

www.jkffc.org | (980) 237-0451  
1850 E. Third St., Suite 110, Charlotte, N.C. 28204

Executive Director: Sherill Carrington  
Program Director: Durenda Bartholomy

## a message from **THE KIMBLES**

---



**Jan Kimble**



**Ron Kimble**

*Photo of Jan and Ron by Rick Hovis.  
Courtesy of Charlotte magazine.*

**In 2018**, domestic violence cost the State of North Carolina more than \$500 million in physical and mental health care, court costs, policing and prisons, lost productivity at work and more. Each reported incident of domestic violence cost the state an average \$5,543. These numbers surely stun you as they do us. But more than that, we hope they stir you to join the movement to prevent domestic violence before it occurs, for there is a heartbreaking story behind each number.

Our family knows this only too well. Our daughter, Jamie, a beautiful young woman inside and out, was murdered by an ex-boyfriend in 2012. She was 31 years old. We started the Jamie Kimble Foundation for Courage to honor her memory and keep others from falling victim to an intimate partner. The Foundation's focus is on prevention, education, awareness and research. That is why we sponsored this study, co-funded by a grant from the NFL Foundation – to help business, government and other institutions understand the impact of domestic violence, and to inspire them to do more to stop it.

Domestic violence can happen to anyone regardless of gender, age, ethnicity or socioeconomic status. It can happen in any business or organization, from the CEO to the newest employee. Often, a company is ill prepared to deal with it: Sixty-five percent of businesses lack HR policies to support employees victimized by domestic violence.

We hope these findings inspire the state to continue funding programs to address this crisis. More educational and prevention programs are needed in schools, workplaces, houses of worship and other institutions. We must share the warning signs of domestic violence and abuse so all of us know what to look for. And we must put in place plans to help victims when domestic violence strikes.

Our thanks go to Dr. Craig A. Depken II of UNC Charlotte for conducting this study, and to you for reading it. Inside you will find the report, and more about the work of the Jamie Kimble Foundation for Courage. We include contact information for agencies that can help you in a domestic violence crisis.

When Jamie was taken from us, we asked ourselves, "How could this happen to her?" But it did. Now, together, let us keep it from happening to others.



**Jamie Kimble**

*Ronald K. Kimble      Jamie K. Kimble*

**Ron and Jan Kimble, September 2019**

## a message from **DR. DEPKEN**

---



**Craig Depken**

**About This Study:** Measuring the precise economic impact of domestic violence for the State of North Carolina in 2018 entails estimating total costs in eight categories: Loss of life; physical health care; mental health care; lost work productivity; policing costs; incarceration costs; volunteer hours and centers; programs and shelters. In each category, we estimated the dollar costs using state- and county-level data from North Carolina, and estimates (for example, loss of workdays per domestic violence incident) from peer-reviewed academic literature.

This study updates the original study done by UNC Charlotte economics professors in 2014. I was honored to prepare this updated report, along with Amanda Bill, who is working toward her Masters degree in Economics at UNC Charlotte. The methodology can be replicated. We encourage other states to conduct similar studies as part of a growing focus on domestic violence.

It is a privilege to partner with the Jamie Kimble Foundation for Courage. I hope these findings inform elected officials, businesses, schools, activists, the medical and mental health communities – the entire community – about the far-reaching cost of domestic violence. With such vital information in hand, together we can do something about it.

**Dr. Craig A. Depken II**  
**Professor of Economics, UNC Charlotte**

# EXECUTIVE SUMMARY

## Background

According to the Centers for Disease Control and Prevention, 25% of women in the U.S. will be the victim of intimate partner violence during her lifetime. Domestic violence imposes significant economic costs on individual victims and society. Unfortunately, current published data on the economic impact of domestic violence are limited, dated, and often fail to reflect the full range of costs.

## Methods

To address this issue, in 2014 the eNOugh Campaign partnered with faculty from UNC Charlotte's Economics Department to estimate the annual economic impact of domestic violence for the state of North Carolina. The study was updated and expanded in 2019. Funding for this study is provided by the Jamie Kimble Foundation for Courage and a grant from the NFL Foundation. Data from government agencies, government surveys, and academic studies were used in the analysis. A wide range of private and public cost categories are included. Details are contained in the Technical Appendix.

## Findings

In fiscal year 2017-2018, the estimated number of victims in 2017-2018 was 164,532. The per-capita number of victims in 2018 was 0.016. The total cost of domestic violence in 2018 is estimated to be \$503,834,790 or \$49.00 per-capita.

The components of the overall economic cost of domestic violence are:

- Cost from Loss of Life (%): \$57,616,307 (11.4%)
- Cost from Lost Work Productivity (%): \$87,019,201 (17.3%)
- Physical Health Care Costs (%): \$139,523,204 (27.7%)
- Mental Health Care Costs (%): \$64,496,575 (12.8%)
- Cost from Loss of Property (%): \$7,981,451 (1.6%)
- Policing Costs (%): \$19,269,138 (3.8%)
- Court Costs (%): \$46,866,667 (9.3%)
- Incarceration Costs (%): \$28,190,621 (5.6%)
- Cost of Programs, Shelters, and Centers: \$38,817,653 (7.7%)
- Volunteer Opportunity Cost: \$14,053,963 (2.8%)

## Conclusions

Given the cost of domestic violence, the state should continue funding interventions aimed at reducing the incidence of domestic violence. The state has improved its data gathering efforts over the past several years and these data are proving valuable to better understand the costs of domestic violence.

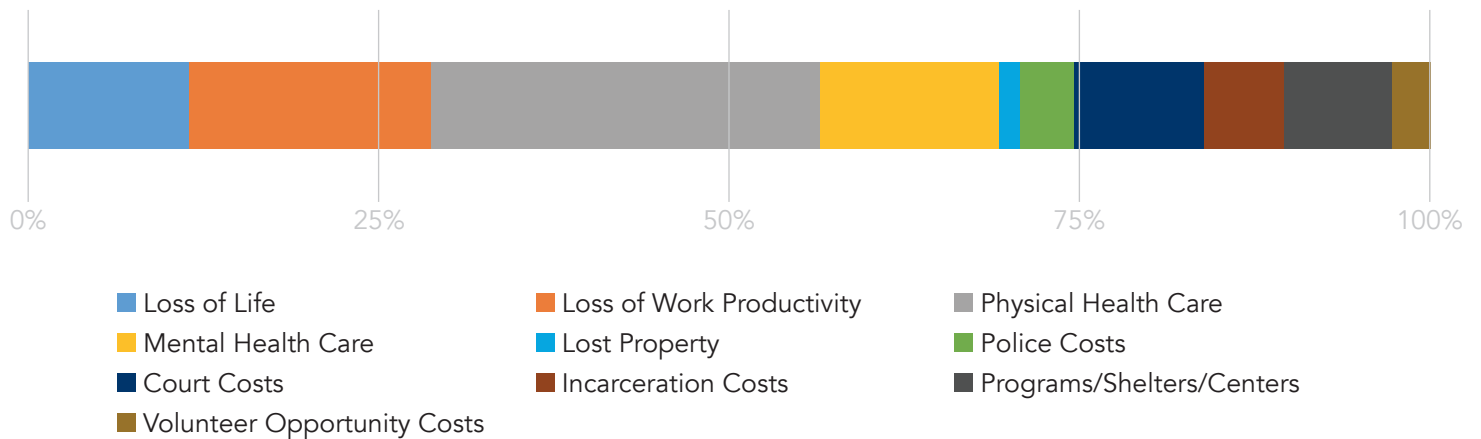
# ANNUAL COSTS OF DOMESTIC VIOLENCE NORTH CAROLINA (STATEWIDE)

**Estimated Annual Number of Domestic Violence Victimizations:** 164,532

**Estimated Annual Domestic Violence Prevalence:** 1.6%

**Total Annual Cost of Domestic Violence:** \$503,834,780

**Annual Cost of Domestic Violence per Capita:** \$49.00



**Cost from Loss of Life (%):** \$57,616,307 (11.4%)

**Cost from Lost Work Productivity (%):** \$87,019,201 (17.3%)

**Physical Health Care Costs (%):** \$139,523,204 (27.7%)

**Mental Health Care Costs (%):** \$64,496,575 (12.8%)

**Cost from Loss of Property (%):** \$7,981,451 (1.6%)

**Policing Costs (%):** \$19,269,138 (3.9%)

**Court Costs (%):** \$46,866,667 (9.3%)

**Incarceration Costs (%):** \$28,190,621 (5.6%)

**Cost of Programs, Shelters, and Centers:** \$38,817,653 (7.7%)

**Volunteer Opportunity Cost:** \$14,053,963 (2.8%)

*All cost values are expressed in 2018 dollars*

# ANNUAL COSTS OF DOMESTIC VIOLENCE

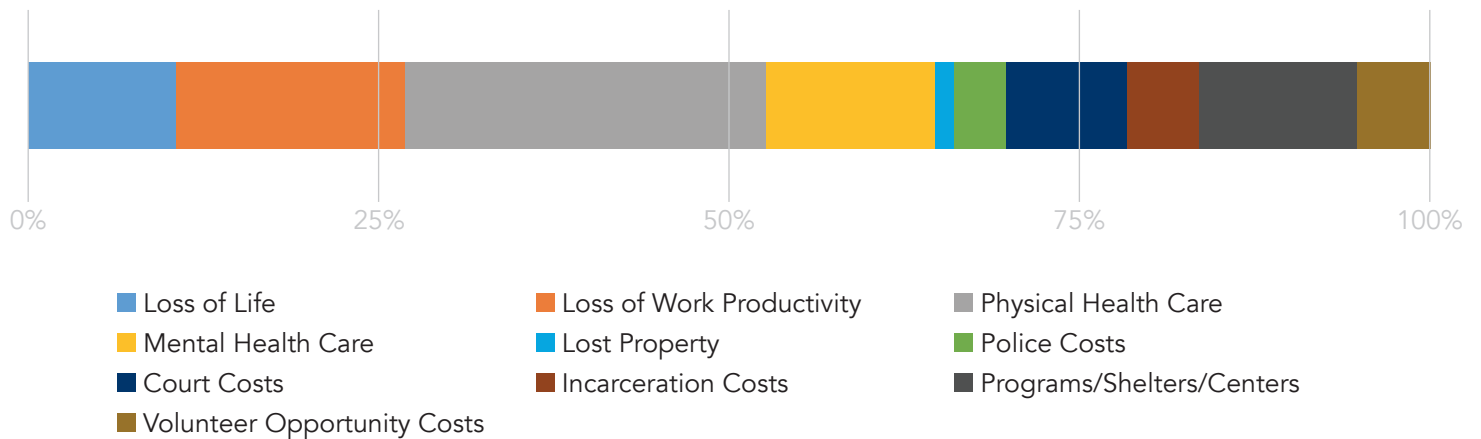
## BUNCOMBE COUNTY, NC

**Estimated Annual Number of Domestic Violence Victimizations:** 4,149

**Estimated Annual Domestic Violence Prevalence:** 1.6%

**Total Annual Cost of Domestic Violence:** \$13,533,986

**Annual Cost of Domestic Violence per Capita:** \$52.19



**Cost from Loss of Life (%):** \$1,438,465 (10.6%)

**Cost from Lost Work Productivity (%):** \$2,194,398 (16.2%)

**Physical Health Care Costs (%):** \$3,518,413 (26.0%)

**Mental Health Care Costs (%):** \$1,626,436 (12.0%)

**Cost from Loss of Property (%):** \$201,271 (1.5%)

**Policing Costs (%):** \$485,918 (3.6%)

**Court Costs (%):** \$1,165,037 (5.3%)

**Incarceration Costs (%):** \$721,157 (5.3%)

**Cost of Programs, Shelters, and Centers:** \$1,479,677 (10.9%)

**Volunteer Opportunity Cost:** \$703,214 (5.2%)

*All cost values are expressed in 2018 dollars*



# ANNUAL COSTS OF DOMESTIC VIOLENCE

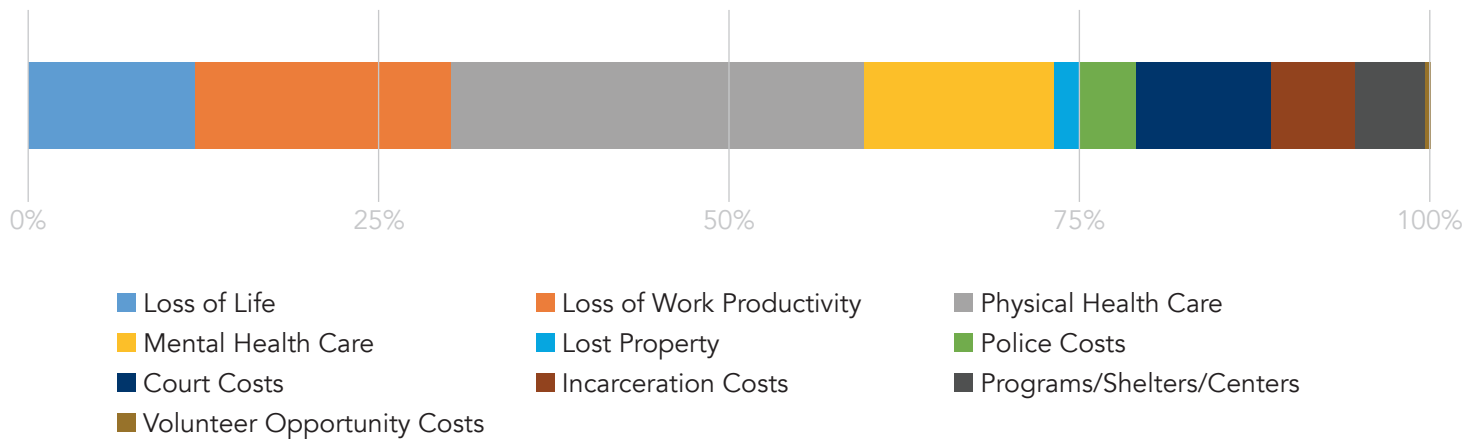
## MECKLENBURG COUNTY, NC

**Estimated Annual Number of Domestic Violence Victimizations:** 17,194

**Estimated Annual Domestic Violence Prevalence:** 1.6%

**Total Annual Cost of Domestic Violence:** \$49,713,431

**Annual Cost of Domestic Violence per Capita:** \$46.26



**Cost from Loss of Life (%):** \$5,960,922 (12.0%)

**Cost from Lost Work Productivity (%):** \$9,093,471 (18.3%)

**Physical Health Care Costs (%):** \$14,580,119 (29.3%)

**Mental Health Care Costs (%):** \$6,739,8660 (13.6%)

**Cost from Loss of Property (%):** \$834,058 (1.7%)

**Policing Costs (%):** \$2,013,617 (4.1%)

**Court Costs (%):** \$4,827,852 (9.7%)

**Incarceration Costs (%):** \$2,988,436 (6.0%)

**Cost of Programs, Shelters, and Centers:** \$2,480,358 (5.0%)

**Volunteer Opportunity Cost:** \$194,731 (0.4%)

*All cost values are expressed in 2018 dollars*

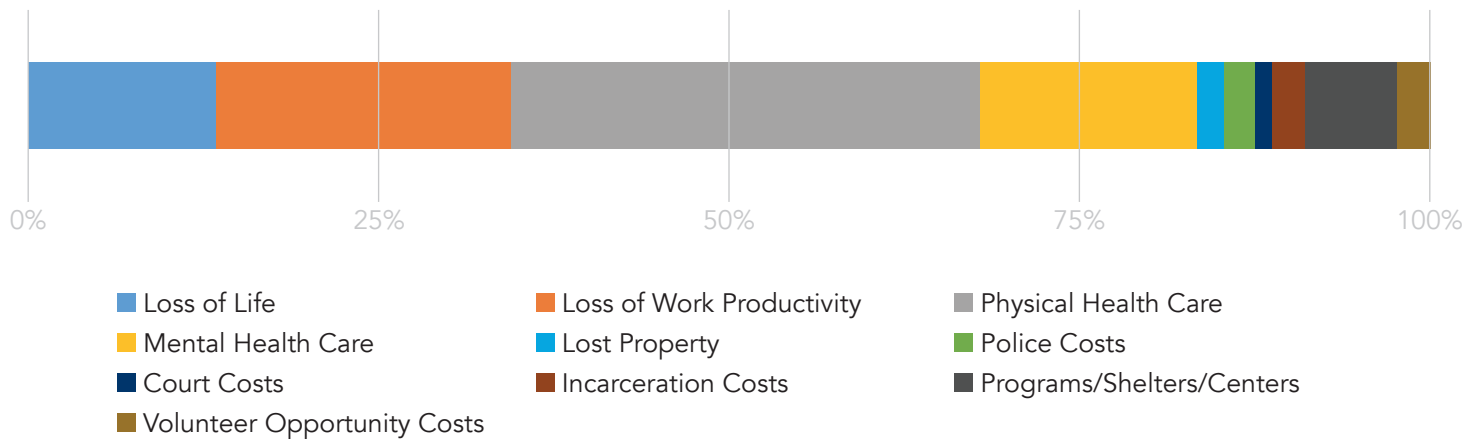
# ANNUAL COSTS OF DOMESTIC VIOLENCE ORANGE COUNTY, NC

**Estimated Annual Number of Domestic Violence Victimizations:** 2,285

**Estimated Annual Domestic Violence Prevalence:** 1.6%

**Total Annual Cost of Domestic Violence:** \$7,279,528

**Annual Cost of Domestic Violence per Capita:** \$50.97



**Cost from Loss of Life (%):** \$792,296 (10.9%)

**Cost from Lost Work Productivity (%):** \$1,208,659 (16.6%)

**Physical Health Care Costs (%):** \$1,937,917 (26.6%)

**Mental Health Care Costs (%):** \$895,830 (12.3%)

**Cost from Loss of Property (%):** \$110,859 (1.5%)

**Policing Costs (%):** \$267,640 (3.7%)

**Court Costs (%):** \$641,694 (8.8%)

**Incarceration Costs (%):** \$397,208 (5.5%)

**Cost of Programs, Shelters, and Centers:** \$761,022 (10.5%)

**Volunteer Opportunity Cost:** \$266,401 (3.7%)

*All cost values are expressed in 2018 dollars*

# ANNUAL COSTS OF DOMESTIC VIOLENCE

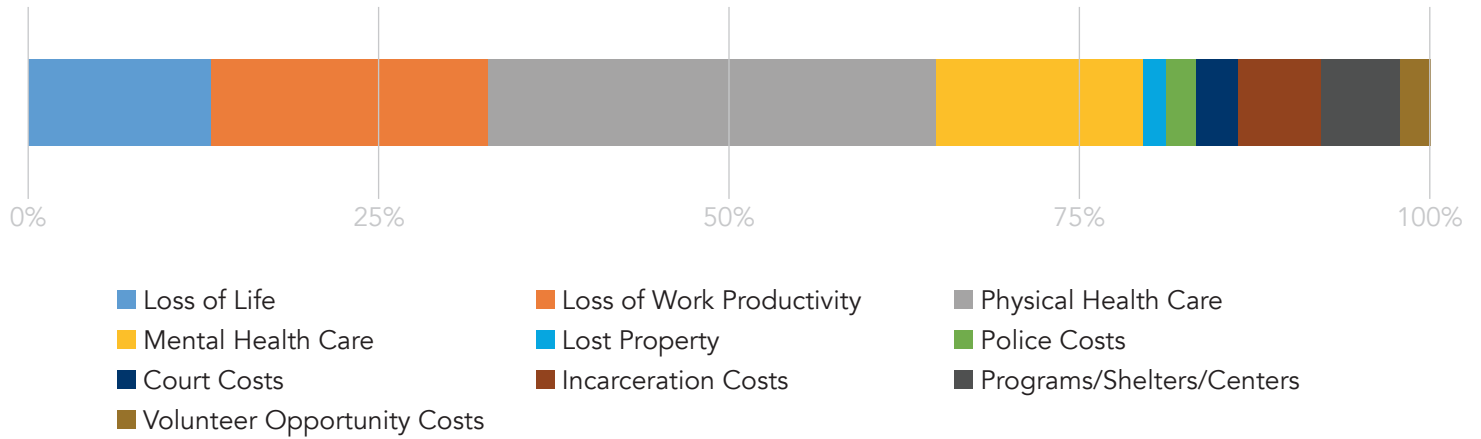
## PITT COUNTY, NC

**Estimated Annual Number of Domestic Violence Victimization:** 2,848

**Estimated Annual Domestic Violence Prevalence:** 1.6%

**Total Annual Cost of Domestic Violence:** \$8,455,799

**Annual Cost of Domestic Violence per Capita:** \$47.50



**Cost from Loss of Life (%):** \$987,483 (11.7%)

**Cost from Lost Work Productivity (%):** \$1,506,420 (17.8%)

**Physical Health Care Costs (%):** \$2,415,335 (28.6%)

**Mental Health Care Costs (%):** \$1,116,523 (13.2%)

**Cost from Loss of Property (%):** \$138,170 (1.6%)

**Policing Costs (%):** \$333,575 (3.9%)

**Court Costs (%):** \$799,779 (9.5%)

**Incarceration Costs (%):** \$495,063 (5.9%)

**Cost of Programs, Shelters, and Centers:** \$496,439 (5.9%)

**Volunteer Opportunity Cost:** \$167,013 (2.0%)

*All cost values are expressed in 2018 dollars*

# ANNUAL COSTS OF DOMESTIC VIOLENCE

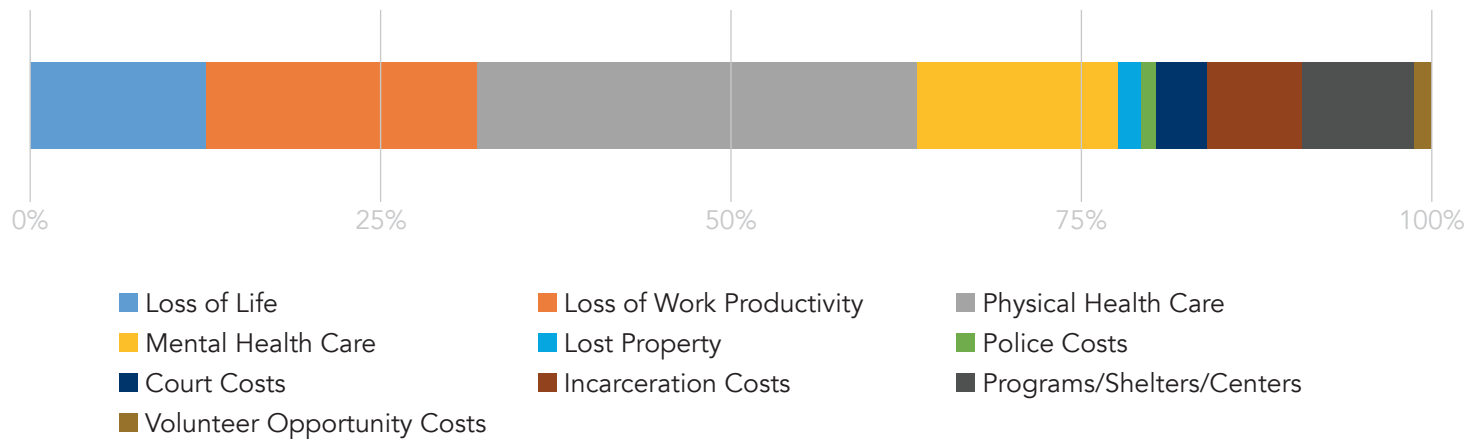
## WAKE COUNTY, NC

**Estimated Annual Number of Domestic Violence Victimizations:** 16,834

**Estimated Annual Domestic Violence Prevalence:** 1.6%

**Total Annual Cost of Domestic Violence:** \$49,086,378

**Annual Cost of Domestic Violence per Capita:** \$46.65



**Cost from Loss of Life (%):** \$5,836,245 (11.9%)

**Cost from Lost Work Productivity (%):** \$8,903,274 (18.1%)

**Physical Health Care Costs (%):** \$14,275,164 (29.1%)

**Mental Health Care Costs (%):** \$6,598,897 (13.4%)

**Cost from Loss of Property (%):** \$816,613 (1.7%)

**Policing Costs (%):** \$1,971,501 (4.0%)

**Court Costs (%):** \$4,726,874 (9.6%)

**Incarceration Costs (%):** \$2,925,931 (6.0%)

**Cost of Programs, Shelters, and Centers:** \$2,583,427 (5.3%)

**Volunteer Opportunity Cost:** \$448,452 (0.9%)

*All cost values are expressed in 2018 dollars*

# ESTIMATED TOTAL COSTS

The following table reports the estimated total costs of domestic violence for the counties of Buncombe, Mecklenburg, Orange, Pitt, and Wake.

Category	Buncombe	Mecklenburg	Orange	Pitt	Wake
<b>Estimated Total Victims</b>	4,149	17,194	2,285	2,848	16,834
<b>Loss of Life</b>	\$1,438,465	\$5,960,922	\$792,296	\$987,483	\$5,836,245
<b>Loss of Work Productivity</b>	\$2,194,398	\$9,093,471	\$1,208,659	\$1,506,420	\$8,903,274
<b>Physical Health Care</b>	\$3,518,413	\$14,580,119	\$1,937,917	\$2,415,335	\$14,275,164
<b>Mental Health Care</b>	\$1,626,436	\$6,739,866	\$895,830	\$1,116,523	\$6,598,897
<b>Lost Property</b>	\$201,271	\$834,058	\$110,859	\$138,170	\$816,613
<b>Police Costs</b>	\$485,918	\$2,013,617	\$267,640	\$333,575	\$1,971,501
<b>Court Costs</b>	\$1,165,037	\$4,827,852	\$641,694	\$799,779	\$4,726,874
<b>Incarceration Costs</b>	\$721,157	\$2,988,436	\$397,208	\$495,063	\$2,925,931
<b>Programs/Shelters/Centers</b>	\$1,479,677	\$2,480,358	\$761,022	\$496,439	\$2,583,427
<b>Volunteer Opportunity Costs</b>	\$703,214	\$194,731	\$266,401	\$167,013	\$448,453
<b>Total Cost</b>	\$13,533,986	\$49,713,431	\$7,279,528	\$8,455,799	\$49,086,378
<b>Population</b>	259,317	1,074,596	142,830	178,017	1,052,120
<b>Per-capita Total Cost</b>	\$52.19	\$46.26	\$50.97	\$47.50	\$46.65

*All cost values are expressed in 2018 dollars*

# ANNUAL COSTS OF DOMESTIC VIOLENCE

## ALL NORTH CAROLINA COUNTIES

County	Population	Estimated Victims	Total Cost Per Capita	Total Costs	Cost from Loss of Life	Costs from Loss of Work Productivity
Alamance	163,339	2,613	\$49.39	\$8,067,461	\$906,062	\$1,382,211
Alexander	38,206	611	\$51.64	\$1,973,124	\$211,934	\$323,308
Alleghany	11,387	182	\$56.60	\$644,507	\$63,165	\$96,359
Anson	25,460	407	\$49.04	\$1,248,515	\$141,230	\$215,448
Ashe	27,418	439	\$51.34	\$1,407,511	\$152,091	\$232,017
Avery	17,953	287	\$76.20	\$1,368,021	\$99,588	\$151,922
Beaufort	47,504	760	\$52.13	\$2,476,328	\$263,511	\$401,989
Bertie	19,802	317	\$57.26	\$1,133,766	\$109,844	\$167,569
Bladen	34,507	552	\$53.80	\$1,856,629	\$191,415	\$292,006
Brunswick	131,887	2,110	\$50.48	\$6,658,226	\$731,594	\$1,116,057
Buncombe	259,317	4,149	\$52.19	\$13,533,986	\$1,438,465	\$2,194,398
Burke	90,776	1,452	\$46.91	\$4,258,168	\$503,546	\$768,167
Cabarrus	205,204	3,283	\$48.87	\$10,028,968	\$1,138,293	\$1,736,482
Caldwell	83,230	1,332	\$47.97	\$3,992,330	\$461,687	\$704,311
Camden	10,358	166	\$55.49	\$574,788	\$57,457	\$87,652
Carteret	70,216	1,123	\$51.75	\$3,633,866	\$389,497	\$594,183
Caswell	23,255	372	\$60.73	\$1,412,229	\$128,998	\$196,789
Catawba	157,376	2,518	\$46.49	\$7,316,124	\$872,985	\$1,331,751
Chatham	72,736	1,164	\$49.65	\$3,611,174	\$403,476	\$615,508
Cherokee	28,941	463	\$54.92	\$1,589,451	\$160,539	\$244,905
Chowan	14,243	228	\$52.26	\$744,403	\$79,008	\$120,527
Clay	11,487	184	\$65.49	\$752,332	\$63,720	\$97,206
Cleveland	98,427	1,575	\$47.35	\$4,660,763	\$545,987	\$832,911
Columbus	56,649	906	\$50.59	\$2,865,963	\$314,239	\$479,376
Craven	103,557	1,657	\$50.64	\$5,244,084	\$574,444	\$876,322

Notes: All dollars reported in 2018 dollars. \* indicates that the county did not report volunteer hours which does not indicate that no volunteer hours were donated in that county.

<b>Physical Health Care Costs</b>	<b>Mental Health Care Costs</b>	<b>Cost from Loss of Property</b>	<b>Policing Costs</b>	<b>Court Costs</b>	<b>Incarceration Costs</b>	<b>Shelters, Programs, and Centers</b>	<b>Estimated Volunteer Costs</b>
\$2,216,184	\$1,024,462	\$126,777	\$306,071	\$733,835	\$454,243	\$629,291	\$288,325
\$518,379	\$239,628	\$29,654	\$71,592	\$171,649	\$106,250	\$300,731	\$0*
\$154,499	\$71,419	\$8,838	\$21,337	\$51,159	\$31,667	\$113,251	\$32,812
\$345,441	\$159,685	\$19,761	\$47,708	\$114,384	\$70,804	\$127,112	\$6,941
\$372,007	\$171,966	\$21,281	\$51,377	\$123,181	\$76,249	\$164,010	\$43,332
\$243,586	\$112,601	\$13,934	\$33,641	\$80,658	\$49,927	\$302,411	\$279,753
\$644,534	\$297,945	\$36,871	\$89,015	\$213,422	\$132,108	\$271,763	\$125,171
\$268,674	\$124,198	\$15,370	\$37,106	\$88,965	\$55,069	\$185,033	\$81,940
\$468,191	\$216,428	\$26,783	\$64,660	\$155,030	\$95,963	\$141,760	\$204,392
\$1,789,443	\$827,195	\$102,365	\$247,135	\$592,530	\$366,776	\$623,031	\$262,100
\$3,518,413	\$1,626,436	\$201,271	\$485,918	\$1,165,037	\$721,157	\$1,479,677	\$703,214
\$1,231,649	\$569,347	\$70,457	\$170,099	\$407,831	\$252,447	\$251,874	\$32,752
\$2,784,208	\$1,287,039	\$159,271	\$384,519	\$921,923	\$570,669	\$926,064	\$120,500
\$1,129,265	\$522,019	\$64,600	\$155,959	\$373,929	\$231,461	\$300,731	\$48,369
\$140,537	\$64,965	\$8,039	\$19,409	\$46,536	\$28,805	\$102,106	\$19,280
\$952,691	\$440,395	\$54,499	\$131,573	\$315,460	\$195,270	\$467,694	\$92,604
\$315,524	\$145,855	\$18,050	\$43,576	\$104,478	\$64,672	\$194,780	\$199,507
\$2,135,278	\$987,062	\$122,149	\$294,897	\$707,045	\$437,660	\$378,664	\$48,634
\$986,882	\$456,200	\$56,455	\$136,295	\$326,782	\$202,278	\$378,664	\$48,634
\$392,671	\$181,518	\$22,463	\$54,231	\$130,024	\$80,485	\$236,410	\$86,206
\$193,249	\$89,332	\$11,055	\$26,689	\$63,990	\$39,610	\$104,073	\$16,870
\$155,856	\$72,046	\$8,916	\$21,525	\$51,608	\$31,945	\$224,604	\$24,907
\$1,335,458	\$617,334	\$76,395	\$184,436	\$442,204	\$273,724	\$268,156	\$84,157
\$768,614	\$355,303	\$43,969	\$106,151	\$254,508	\$157,540	\$158,760	\$227,504
\$1,405,061	\$649,510	\$80,377	\$194,049	\$465,252	\$287,991	\$497,517	\$213,562

CONTINUED ON NEXT PAGE

# ANNUAL COSTS OF DOMESTIC VIOLENCE

## ALL NORTH CAROLINA COUNTIES

County	Population	Estimated Victims	Total Cost Per Capita	Total Costs	Cost from Loss of Life	Costs from Loss of Work Productivity
Cumberland	329,017	5,264	\$46.79	\$15,393,174	\$1,825,100	\$2,784,215
Currituck	26,666	427	\$48.79	\$1,301,062	\$147,920	\$225,654
Dare	36,722	588	\$112.20	\$4,120,256	\$203,702	\$310,750
Davidson	166,716	2,667	\$46.00	\$7,669,756	\$924,795	\$1,410,788
Davie	42,686	683	\$50.37	\$2,149,961	\$236,785	\$361,218
Duplin	59,747	956	\$46.04	\$2,751,017	\$331,424	\$505,592
Durham	307,007	4,912	\$48.18	\$14,790,465	\$1,703,007	\$2,597,962
Edgecombe	53,156	850	\$53.80	\$2,859,565	\$294,863	\$449,818
Forsyth	373,625	5,978	\$47.23	\$17,647,386	\$2,072,546	\$3,161,698
Franklin	66,643	1,066	\$49.53	\$3,301,027	\$369,677	\$563,948
Gaston	218,754	3,500	\$46.96	\$10,273,237	\$1,213,457	\$1,851,145
Gates	12,043	193	\$69.24	\$833,893	\$66,804	\$101,911
Graham	8,763	140	\$92.53	\$810,881	\$48,609	\$74,154
Granville	60,213	963	\$47.88	\$2,882,991	\$334,009	\$509,536
Greene	21,356	342	\$53.37	\$1,139,714	\$118,464	\$180,719
Guilford	527,922	8,447	\$45.64	\$24,094,250	\$2,928,451	\$4,467,394
Halifax	52,041	833	\$49.27	\$2,564,065	\$288,678	\$440,383
Harnett	131,645	2,106	\$45.80	\$6,028,736	\$730,252	\$1,114,009
Haywood	62,464	999	\$56.78	\$3,546,934	\$346,496	\$528,584
Henderson	115,659	1,851	\$55.25	\$6,390,316	\$641,575	\$978,732
Hertford	24,029	384	\$52.50	\$1,261,555	\$133,292	\$203,339
Hoke	53,435	855	\$48.56	\$2,594,731	\$296,411	\$452,179
Hyde	5,466	87	\$88.66	\$484,642	\$30,321	\$46,255
Iredell	176,229	2,820	\$45.39	\$7,999,163	\$977,565	\$1,491,289
Jackson	43,639	698	\$49.95	\$2,179,605	\$242,071	\$369,283

Notes: All dollars reported in 2018 dollars. \* indicates that the county did not report volunteer hours which does not indicate that no volunteer hours were donated in that county.



<b>Physical Health Care Costs</b>	<b>Mental Health Care Costs</b>	<b>Cost from Loss of Property</b>	<b>Policing Costs</b>	<b>Court Costs</b>	<b>Incarceration Costs</b>	<b>Shelters, Programs, and Centers</b>	<b>Estimated Volunteer Costs</b>
\$4,464,103	\$2,063,595	\$255,370	\$616,524	\$1,478,179	\$914,992	\$457,884	\$533,213
\$361,804	\$167,249	\$20,697	\$49,968	\$119,803	\$74,158	\$116,940	\$16,870
\$498,244	\$230,320	\$28,502	\$68,811	\$164,981	\$102,123	\$2,388,804	\$124,019
\$2,262,003	\$1,045,643	\$129,398	\$312,398	\$749,007	\$463,635	\$189,266	\$182,823
\$579,164	\$267,727	\$33,131	\$79,987	\$191,776	\$118,709	\$165,954	\$115,511
\$810,647	\$374,733	\$46,373	\$111,956	\$268,426	\$166,156	\$119,321	\$16,388
\$4,165,471	\$1,925,548	\$238,287	\$575,281	\$1,379,294	\$853,782	\$613,024	\$738,810
\$721,221	\$333,394	\$41,258	\$99,606	\$238,815	\$147,826	\$244,572	\$288,193
\$5,069,344	\$2,343,376	\$289,993	\$700,112	\$1,678,590	\$1,039,046	\$816,393	\$476,288
\$904,212	\$417,985	\$51,726	\$124,878	\$299,408	\$185,333	\$370,557	\$13,303
\$2,968,054	\$1,372,025	\$169,788	\$409,909	\$982,799	\$608,352	\$683,344	\$14,364
\$163,399	\$75,534	\$9,347	\$22,567	\$54,106	\$33,491	\$221,782	\$84,953
\$118,896	\$54,962	\$6,801	\$16,420	\$39,370	\$24,370	\$378,664	\$48,634
\$816,970	\$377,656	\$46,735	\$112,829	\$270,520	\$167,451	\$193,252	\$54,032
\$289,758	\$133,945	\$16,576	\$40,018	\$95,946	\$59,391	\$123,391	\$81,506
\$7,162,846	\$3,311,127	\$409,752	\$989,239	\$2,371,802	\$1,468,144	\$960,576	\$24,919
\$706,092	\$326,401	\$40,392	\$97,516	\$233,805	\$144,725	\$167,018	\$119,054
\$1,786,159	\$825,677	\$102,178	\$246,681	\$591,443	\$366,103	\$226,468	\$39,765
\$847,512	\$391,774	\$48,482	\$117,047	\$280,633	\$173,711	\$337,780	\$474,915
\$1,569,261	\$725,413	\$89,770	\$216,726	\$519,623	\$321,646	\$1,123,754	\$203,815
\$326,025	\$150,710	\$18,650	\$45,026	\$107,955	\$66,824	\$122,008	\$87,724
\$725,006	\$335,144	\$41,474	\$100,128	\$240,068	\$148,602	\$169,163	\$86,555
\$74,163	\$34,283	\$4,242	\$10,242	\$24,557	\$15,201	\$152,822	\$92,556
\$2,391,075	\$1,105,308	\$136,782	\$330,224	\$791,746	\$490,090	\$277,732	\$7,351
\$592,094	\$273,704	\$33,871	\$81,772	\$196,058	\$121,359	\$167,643	\$101,750

CONTINUED ON NEXT PAGE

# ANNUAL COSTS OF DOMESTIC VIOLENCE

## ALL NORTH CAROLINA COUNTIES

County	Population	Estimated Victims	Total Cost Per Capita	Total Costs	Cost from Loss of Life	Costs from Loss of Work Productivity
Johnston	194,271	3,108	\$44.55	\$8,654,410	\$1,077,646	\$1,643,965
Jones	10,100	162	\$96.51	\$974,762	\$56,026	\$85,468
Lee	59,729	956	\$51.23	\$3,059,778	\$331,324	\$505,440
Lenoir	57,346	918	\$48.19	\$2,763,745	\$318,106	\$485,275
Lincoln	83,318	1,333	\$48.67	\$4,054,802	\$462,176	\$705,056
Macon	35,596	570	\$54.90	\$1,954,285	\$197,456	\$301,221
Madison	22,247	356	\$64.92	\$1,444,358	\$123,407	\$188,259
Martin	23,394	374	\$52.43	\$1,226,649	\$129,770	\$197,965
McDowell	46,171	739	\$49.73	\$2,296,104	\$256,116	\$390,709
Mecklenburg	1,074,596	17,194	\$46.26	\$49,713,431	\$5,960,922	\$9,093,471
Mitchell	15,244	244	\$74.56	\$1,136,561	\$84,560	\$128,998
Montgomery	27,845	446	\$48.54	\$1,351,619	\$154,460	\$235,631
Moore	97,554	1,561	\$48.80	\$4,760,744	\$541,145	\$825,524
Nash	95,063	1,521	\$49.24	\$4,681,283	\$527,327	\$804,444
New Hanover	229,501	3,672	\$50.88	\$11,677,655	\$1,273,072	\$1,942,089
Northampton	20,908	335	\$53.80	\$1,124,939	\$115,979	\$176,928
Onslow	196,793	3,149	\$45.93	\$9,039,194	\$1,091,636	\$1,665,306
Orange	142,830	2,285	\$50.97	\$7,279,528	\$792,296	\$1,208,659
Pamlico	13,288	213	\$83.87	\$1,114,455	\$73,710	\$112,446
Pasquotank	39,842	637	\$49.89	\$1,987,676	\$221,009	\$337,152
Pender	60,905	974	\$54.78	\$3,336,513	\$337,848	\$515,392
Perquimans	13,690	219	\$52.47	\$718,296	\$75,940	\$115,848
Person	39,880	638	\$47.82	\$1,906,963	\$221,219	\$337,473
Pitt	178,017	2,848	\$47.50	\$8,455,799	\$987,483	\$1,506,420
Polk	21,319	341	\$73.61	\$1,569,265	\$118,259	\$180,406

Notes: All dollars reported in 2018 dollars. \* indicates that the county did not report volunteer hours which does not indicate that no volunteer hours were donated in that county.

<b>Physical Health Care Costs</b>	<b>Mental Health Care Costs</b>	<b>Cost from Loss of Property</b>	<b>Policing Costs</b>	<b>Court Costs</b>	<b>Incarceration Costs</b>	<b>Shelters, Programs, and Centers</b>	<b>Estimated Volunteer Costs</b>
\$2,635,869	\$1,218,468	\$150,785	\$364,032	\$872,804	\$540,265	\$46,536	\$104,040
\$137,037	\$63,347	\$7,839	\$18,926	\$45,376	\$28,088	\$497,517	\$35,138
\$810,403	\$374,620	\$46,359	\$111,922	\$268,345	\$166,106	\$254,494	\$190,764
\$778,071	\$359,674	\$44,510	\$107,457	\$257,639	\$159,478	\$164,559	\$88,977
\$1,130,459	\$522,570	\$64,668	\$156,124	\$374,324	\$231,706	\$272,253	\$135,466
\$482,967	\$223,258	\$27,628	\$66,701	\$159,923	\$98,992	\$294,390	\$101,750
\$301,847	\$139,533	\$17,267	\$41,687	\$99,949	\$61,869	\$178,399	\$292,140
\$317,410	\$146,727	\$18,157	\$43,837	\$105,103	\$65,058	\$182,860	\$19,762
\$626,448	\$289,585	\$35,836	\$86,517	\$207,433	\$128,401	\$247,548	\$27,510
\$14,580,119	\$6,739,866	\$834,058	\$2,013,617	\$4,827,852	\$2,988,436	\$2,480,358	\$194,731
\$206,831	\$95,610	\$11,832	\$28,565	\$68,487	\$42,393	\$197,630	\$271,655
\$377,801	\$174,644	\$21,612	\$52,177	\$125,100	\$77,437	\$132,759	\$0*
\$1,323,613	\$611,859	\$75,718	\$182,800	\$438,282	\$271,296	\$382,492	\$108,016
\$1,289,815	\$596,235	\$73,784	\$178,133	\$427,091	\$264,369	\$231,894	\$288,193
\$3,113,870	\$1,439,430	\$178,129	\$430,047	\$1,031,082	\$638,239	\$968,652	\$663,045
\$283,680	\$131,135	\$16,228	\$39,178	\$93,934	\$58,145	\$122,008	\$87,724
\$2,670,087	\$1,234,286	\$152,743	\$368,758	\$884,135	\$547,279	\$368,383	\$56,582
\$1,937,917	\$895,830	\$110,859	\$267,640	\$641,694	\$397,208	\$761,022	\$266,401
\$180,292	\$83,342	\$10,314	\$24,900	\$59,699	\$36,954	\$497,517	\$35,282
\$540,576	\$249,889	\$30,924	\$74,657	\$178,999	\$110,800	\$173,780	\$69,890
\$826,359	\$381,996	\$47,272	\$114,126	\$273,629	\$169,376	\$574,622	\$95,894
\$185,746	\$85,864	\$10,626	\$25,653	\$61,505	\$38,072	\$102,173	\$16,870
\$541,092	\$250,127	\$30,953	\$74,729	\$179,169	\$110,906	\$139,893	\$21,401
\$2,415,335	\$1,116,523	\$138,170	\$333,575	\$799,779	\$495,063	\$496,439	\$167,013
\$289,256	\$133,713	\$16,547	\$39,948	\$95,780	\$59,288	\$464,909	\$171,158

CONTINUED ON NEXT PAGE

# ANNUAL COSTS OF DOMESTIC VIOLENCE

## ALL NORTH CAROLINA COUNTIES

County	Population	Estimated Victims	Total Cost Per Capita	Total Costs	Cost from Loss of Life	Costs from Loss of Work Productivity
Randolph	143,690	2,299	\$48.26	\$6,935,193	\$797,067	\$1,215,937
Richmond	45,147	722	\$47.88	\$2,161,513	\$250,436	\$382,044
Robeson	132,231	2,116	\$47.22	\$6,244,171	\$733,502	\$1,118,968
Rockingham	91,502	1,464	\$47.61	\$4,356,462	\$507,573	\$774,310
Rowan	141,371	2,262	\$46.27	\$6,541,195	\$784,203	\$1,196,313
Rutherford	68,259	1,092	\$46.20	\$3,153,528	\$378,641	\$577,623
Sampson	63,845	1,022	\$46.85	\$2,991,262	\$354,156	\$540,271
Scotland	35,794	573	\$48.35	\$1,730,734	\$198,554	\$302,897
Stanly	62,727	1,004	\$49.84	\$3,126,272	\$347,955	\$530,810
Stokes	46,605	746	\$46.98	\$2,189,281	\$258,524	\$394,382
Surry	73,116	1,170	\$45.98	\$3,361,931	\$405,584	\$618,724
Swain	14,730	236	\$60.25	\$887,512	\$81,709	\$124,649
Transylvania	34,575	553	\$70.39	\$2,433,621	\$191,792	\$292,581
Tyrrell	4,310	69	\$115.57	\$498,091	\$23,908	\$36,472
Union	228,492	3,656	\$51.16	\$11,688,756	\$1,267,474	\$1,933,550
Vance	45,129	722	\$47.98	\$2,165,160	\$250,336	\$381,892
Wake	1,052,120	16,834	\$46.65	\$49,086,378	\$5,836,245	\$8,903,274
Warren	20,234	324	\$53.15	\$1,075,430	\$112,241	\$171,225
Washington	12,324	197	\$59.21	\$729,674	\$68,363	\$104,288
Watauga	56,418	903	\$54.64	\$3,082,751	\$312,958	\$477,422
Wayne	124,227	1,988	\$45.93	\$5,705,391	\$689,103	\$1,051,237
Wilkes	69,870	1,118	\$46.66	\$3,260,083	\$387,578	\$591,256
Wilson	81,674	1,307	\$55.75	\$4,553,166	\$453,056	\$691,144
Yadkin	38,226	612	\$47.88	\$1,830,288	\$212,045	\$323,477
Yancey	18,314	293	\$59.76	\$1,094,469	\$101,590	\$154,977

Notes: All dollars reported in 2018 dollars. \* indicates that the county did not report volunteer hours which does not indicate that no volunteer hours were donated in that county.

<b>Physical Health Care Costs</b>	<b>Mental Health Care Costs</b>	<b>Cost from Loss of Property</b>	<b>Policing Costs</b>	<b>Court Costs</b>	<b>Incarceration Costs</b>	<b>Shelters, Programs, and Centers</b>	<b>Estimated Volunteer Costs</b>
\$1,949,586	\$901,224	\$111,526	\$269,252	\$645,558	\$399,600	\$560,852	\$84,591
\$612,554	\$283,162	\$35,041	\$84,598	\$202,833	\$125,553	\$167,024	\$18,268
\$1,794,110	\$829,353	\$102,632	\$247,779	\$594,076	\$367,733	\$285,727	\$170,291
\$1,241,499	\$573,901	\$71,020	\$171,460	\$411,092	\$254,466	\$306,508	\$44,633
\$1,918,122	\$886,679	\$109,727	\$264,906	\$635,139	\$393,151	\$325,833	\$27,122
\$926,138	\$428,120	\$52,980	\$127,906	\$306,668	\$189,827	\$162,828	\$2,796
\$866,249	\$400,436	\$49,554	\$119,635	\$286,837	\$177,552	\$162,591	\$33,981
\$485,653	\$224,500	\$27,782	\$67,072	\$160,812	\$99,543	\$151,088	\$12,834
\$851,080	\$393,424	\$48,686	\$117,540	\$281,814	\$174,443	\$306,677	\$73,842
\$632,337	\$292,307	\$36,173	\$87,330	\$209,383	\$129,608	\$129,585	\$19,654
\$992,038	\$458,584	\$56,750	\$137,007	\$328,489	\$203,335	\$143,019	\$18,403
\$199,857	\$92,387	\$11,433	\$27,602	\$66,178	\$40,964	\$159,927	\$82,808
\$469,114	\$216,854	\$26,836	\$64,788	\$155,336	\$96,153	\$227,727	\$692,441
\$58,478	\$27,032	\$3,345	\$8,076	\$19,364	\$11,986	\$141,438	\$167,991
\$3,100,179	\$1,433,102	\$177,346	\$428,157	\$1,026,549	\$635,433	\$1,271,499	\$415,465
\$612,310	\$283,049	\$35,027	\$84,564	\$202,752	\$125,503	\$124,536	\$65,191
\$14,275,164	\$6,598,897	\$816,613	\$1,971,501	\$4,726,874	\$2,925,931	\$2,583,427	\$448,453
\$274,535	\$126,908	\$15,705	\$37,915	\$90,906	\$56,270	\$124,536	\$65,191
\$167,212	\$77,296	\$9,565	\$23,093	\$55,368	\$34,273	\$180,960	\$9,254
\$765,479	\$353,854	\$43,789	\$105,718	\$253,470	\$156,898	\$333,411	\$279,753
\$1,685,512	\$779,152	\$96,420	\$232,781	\$558,116	\$345,474	\$258,921	\$8,676
\$947,996	\$438,225	\$54,230	\$130,925	\$313,906	\$194,307	\$163,739	\$37,921
\$1,108,153	\$512,259	\$63,392	\$153,044	\$366,938	\$227,134	\$608,738	\$369,308
\$518,650	\$239,753	\$29,669	\$71,629	\$171,738	\$106,306	\$112,435	\$44,585
\$248,484	\$114,865	\$14,215	\$34,317	\$82,280	\$50,931	\$260,468	\$32,342

# DOMESTIC VIOLENCE TECHNICAL APPENDIX

## Introduction

This document provides the technical details for the accompanying spreadsheet entitled “Costs of DV in NC.” The general methodology was to first use an independent survey from the *Center for Disease Control and Prevention* that captures all elements of domestic violence, reported and unreported. We then incorporated a number of government surveys, government datasets, and academic studies in order to both estimate the prevalence of domestic violence at the state and county levels and the costs of domestic violence across a range of individual and public expenditure categories. In all cases, we attempt to incorporate the most recent data available and put all figures into 2018 dollars. We advise readers to obtain cited sources for more detailed information about datasets.

## 1. Prevalence

### a. North Carolina

The state of North Carolina provides data on the number of reported incidents as reflected in 911 calls and other means of reporting to authorities for fiscal year 2017-2018 for all counties in the state of North Carolina. The estimated number of victims of domestic violence is 164,532. This value was obtained by using national estimates for annual per-capita victimization. The estimated per-capita number of victims in 2018 was 0.016.

## 2. Individual Costs

### a. Loss of Life

The NCIPC (2003) estimates that approximately 6.6 million intimate partner victimizations occur among U.S. women ages 18 and older each year. These victimizations resulted in 1,946 deaths. The percent of

victimizations in the U.S. which are fatal is calculated to be 0.00024 or 0.024%, obtained by dividing 1,946 by 6.6 million. An estimate of the annual number of lives lost in the state of North Carolina due to intimate partner violence is 49, obtained by multiplying the rate of victimizations leading to death (0.0294%) by the estimated number of domestic violence victimizations in the state (164,532).

The NCIPC (2003) estimates the present value of lifetime earnings (PVLE) as approximately \$713,000. This value measures the expected lost earnings that a homicide victim would have otherwise contributed to society had they lived their full life expectancy. This value was adjusted from 1995 dollars to 2018 dollars using consumer price index provided by the Bureau of Labor Statistics. The adjusted figure is \$1,175,843.<sup>1</sup> The value of annual lives lost from domestic violence using the PVLE is \$57,616,307, obtained by multiplying the PVLE (\$1,175,842) by the number of annual lives lost due to domestic violence (49).

**Total value of lost lives: \$57,616,307**

### b. Loss of Work Productivity

Arias and Corso (2005) estimated that females experiencing physical injuries from domestic violence lost an average of 7.2 days (57.6 hours) of work productivity a year. The percent of female victimizations in the U.S. associated with injury is estimated as 38.1%, obtained by averaging the values from the NCIPV (2003) and Durose (2005). The average hourly wage in the state of North Carolina is \$24.10, obtained by dividing the state mean weekly wage of \$964 (Bureau of Labor Statistics) by 40 hours. The estimated total annual value of lost productivity caused by domestic violence is \$87,019,200, obtained by multiplying the estimated number of victimizations (164,532), the percent of

<sup>1</sup> NCIPC (2003) used data from the 1995 National Violence Against Women Survey.

victimizations leading to injuries (38.1%), the average number of work productivity days lost from victimizations with injuries (7.2), and the average hourly wage (\$24.10)

**Total value of lost work productivity: \$87,019,200**

### 3. Health Costs

#### a. Physical Healthcare Costs

The average cost in the U.S. for physical healthcare resulting from domestic violence victimization is \$848. This figure was obtained by adjusting the average of the values from Arias and Corso (2005) and NCIPC (2003) to 2018 dollars. The total cost for physical health care is \$139,523,203, obtained by multiplying the estimated number of victimizations (164,532) by the average cost per domestic violence victimization (\$848).

**Total physical health care costs: \$139,523,203**

#### b. Mental Healthcare Costs

The average cost in the U.S. per person for mental healthcare resulting from domestic violence victimization is \$392. This figure was obtained by adjusting the average values from Arias and Corso (2005) and NCIPC (2003) to 2018 dollars. The total cost for mental health care is \$64,496,575, obtained by multiplying the estimated number of victimization (164,532) by the average cost per domestic violence victimization (\$392).

**Total mental health care costs: \$64,496,575**

#### c. Lost Property

The average cost in the U.S. for property loss resulting from violent crime victimization is \$147. This value was obtained by converting the average property loss of \$137 reported by Jrank.org in 2013 to 2018 dollars. Approximately 33% of violent crimes lead to some type of property loss (Jrank.org). The value of lost property is estimated to be \$7,981,451, obtained by multiplying the annual number of victimizations (164,532) by the percent of violent crimes with property loss (33%) and the average value of property lost per victimization (\$147).

**Total value of lost property: \$7,981,451**

### 4. Public Costs

#### a. Police Costs

Charlotte-Mecklenburg police reported a per-capita call for service related to domestic violence of 3.5%. From this, we estimate that there were a total of 365,860 calls for service related to domestic violence in the entire state of North Carolina. Data from Charlotte-Mecklenburg Police Department indicates that the average domestic violence case entails 2.3 hours of police time; we use this as an estimate for police time per domestic violence case in the state of North Carolina. The average hourly wage of police in the state of North Carolina is \$22.80. The cost of policing efforts is therefore estimated to be \$19,369,137, obtained by multiplying the estimated number of calls for service (365,860) by the average amount of police time per call (2.3 hours) and multiplying by the average hourly wage for police officers (\$22.80).

**Total cost of police time: \$19,269,137**

#### b. Court Costs

The domestic violence prosecution rate in the U.S. is approximately 47% (Klein, 2008). The percent of domestic violence cases that are reported in the U.S. is 25.63% which was calculated by averaging estimates from Bachman and Saltzman (1995), Tjaden and Thoennes (2000), and Durose et al. 2005.<sup>2</sup> The domestic violence prosecution rate (47%) and the percentage of reported victimizations (25.63) were multiplied which equals 12.22% and estimates the domestic violence prosecution rate adjusted for unreported cases.

The average U.S. court cost of \$4 per minute in 1982 (Cohen et al., 1994) was multiplied by 60 and converted to 2018 dollars which estimates an hourly average court cost of \$630. The average U.S. domestic violence court case takes approximately 3.7 hours (Cohen et al., 1994). The total court costs associated with domestic violence in the state of North Carolina are estimated to be \$46,866,666, obtained by multiplying the estimated number of domestic violence incidents (164,532) by the

<sup>2</sup> These sources reported the approximate rate of unreported cases so their values were subtracted by 1 to get the rate of reported cases.

domestic violence prosecution rate (12.05%), average costs per domestic violence court case (\$2,331).

**Total court courts: \$46,866,666**

### c. Incarceration Costs

To calculate incarceration costs, we first estimate the number of domestic violence related convictions by calculating the percent of domestic violence crimes leading to arrest in Mecklenburg County.<sup>3</sup> This figure is computed by dividing the annual number of domestic violence arrests (3,447) by the annual number of domestic violence crimes (4,496) which equals 0.7666 or 76.66%. The percent of incarcerations longer than one day was calculated by dividing the annual number of incarcerations over one day (13,841) by the annual number of incarcerations (35,933) which equal 0.3852 or 38.52%. The percent of crimes leading to arrest (76.66%), percent of incarcerations over one day (42.10%), annual number of victimizations, and the percent of reported victimizations that are prosecuted (12.22%, see previous section) were multiplied together to estimate the annual number of domestic violence convictions at 1,868.

The average sentence for a conviction of domestic violence simple assault is 5.0 months (averaging the value from Ringland and Fitzgerald, 2010 and the average domestic violence sentence in Mecklenburg County). The average per prisoner annual U.S. operating cost in 2018 was \$36,219. Total incarceration costs are estimated to be \$28,190,620, obtained by multiplying average monthly inmate operating costs ( $\$36,219/12=\$2,586.08$ ) to the average sentence length in months (5.0) and the estimated number of domestic violence-related convictions (2,240).

**Total incarceration costs: \$28,190,620**

### 5. Social Service Costs

The state of NC has approximately 100 domestic violence shelters. These shelters are located in almost every county. The state of North Carolina reports that

the state government spent \$13,611,191 on domestic violence and sexual assault programs, shelters, and centers. County governments spent \$4,016,982, and city governments spent \$1,068,815. Miscellaneous entities at the city level spent an additional \$630,348. The state reports that various other entities spent \$18,792,487 on domestic violence and sexual assault programs, centers, and shelters which was raised in the state of North Carolina through fund-raisers, private donations, and United Way contributions.

In 2015, the U.S. federal government collected \$78,736,401,000 in individual federal taxes, corporate federal taxes, income taxes, payroll taxes, estate taxes, gift taxes, and excise taxes. This represented 0.02397 of 2.397% of the total federal collections of \$3,283,920,138,000 (IRS, 2015). The state of North Carolina reports that the federal government contributed a total of \$34,933,964 towards domestic violence and sexual assault programs, centers, and shelters. While all of this money was spent in fiscal year 2018-2019, consistent with the percent of federal collections comes from the state of North Carolina, \$697,830 would be attributed as a direct cost to the state of North Carolina.

In total, the costs of domestic violence and sexual assault programs, centers, and shelters to the State of North Carolina in Fiscal Year 2018-2019 was \$38,817,653.

**Total cost of social programs, shelters, and centers: \$38,817,653**

### 6. Imputed Social Costs: Volunteer Hours

The state of North Carolina reports that in fiscal year 2017-2018 there were 583,430 volunteer hours dedicated to the victims of domestic violence and sexual assault in the state. The imputed costs of volunteer time is \$14,060,663, obtained by multiplying the average hourly wage (\$24.10) by the number of volunteer hours (583,430).

**Total imputed cost of volunteer time: \$14,060,663**

<sup>3</sup> We identify likely domestic violence crimes as those crimes that involve some type of assault or threat and indicate that the victim was in the same family as the assailant.



## Total Costs

The total annual out-of-pocket cost of domestic violence in North Carolina is estimated at \$503,834,779. As provided in the table below, this total is the sum of the following annual costs: loss of life (\$57,616,307), loss of work productivity (\$87,019,200), physical health care (\$139,523,203), mental health care (\$64,496,575), lost property (\$7,981,451), policing costs (\$19,269,137),

court costs (\$46,866,666), incarceration costs (\$28,190,620), programs/shelters/centers (\$38,817,653), and the imputed costs of volunteer time (\$14,060,663). The total out-of-pocket annual cost of domestic violence (\$503,834,779) was divided by the 2017 population of North Carolina (estimated to be 10,383,620) to yield an estimated per-capita cost of domestic violence of \$49.00.

## ESTIMATED TOTAL COSTS

	2018 Estimate	% Total
Total reported incidents	164,532	
Loss of Life	\$57,616,307	11.4
Loss of Work Productivity	\$87,019,200	17.3
Physical Health Care	\$139,523,203	27.7
Mental Health Care	\$64,496,575	12.8
Lost Property	\$7,981,451	1.6
Police Costs	\$19,269,137	3.8
Court Costs	\$46,866,666	9.3
Incarceration Costs <sup>b</sup>	\$28,190,620	5.6
Programs/Shelters/Centers	\$38,817,653	7.7
Volunteer Opportunity Costs	\$14,053,963	2.8
Total State Costs	\$503,834,779	
Per-Capita Costs	\$49.00	

*Notes: Disparities occur due to rounding errors.*

# REFERENCES

Arias, Ileana, and Phaedra Corso. "Average Cost Per Person Victimized by an Intimate Partner of the Opposite Gender: a Comparison of Men and Women." *Violence and Victims*, 20.4 (2005): 379-91.

Bachman, Ronet, and Linda E. Saltzman. "Violence Against Women: Estimates from the Redesigned Survey". Bureau of Justice Statistics special report. Washington, D.C.: *U.S. Department of Justice, Office of Justice Programs, Bureau of Justice Statistics*, 1995.

Black, Michael C.; Basile, Kathleen C.; Breiding, Matthew J.; Smith, Sharon G.; Walters, Mikel L.; Merrick, Melissa T.; Chen, Jieru; and Mark R. Stevens. "The National Intimate Partner and Sexual Violence Survey (NISVS): 2010 Summary Report". Atlanta, GA: *National Center for Injury Prevention and Control, Centers for Disease Control and Prevention*, 2011.

Bureau of Labor Statistics, U.S. Department of Labor, *Consumer Price Index Calculator*. Web: May, 2014. [http://www.bls.gov/data/inflation\\_calculator.htm](http://www.bls.gov/data/inflation_calculator.htm).

Bureau of Labor Statistics, U.S. Department of Labor, *Occupational Employment Statistics*. Web: May, 2014. [www.bks.gov/oes](http://www.bks.gov/oes).

Chanley, Sharon A; Chanley, Jessie J. Jr.; and Heather E. Campbell. "Providing Refuge: the Value of Domestic Violence Shelter Services." *American Review of Public Administration*, 31.4 (2001): 393-413.

Charlotte-Mecklenburg Police Department. Communications Division homepage. Web: May, 2014. <http://charmeck.org/city/charlotte/cmpd/organization/administrative/911communications>.

Cohen, Mark A.; Miller, Ted R.; and Shelli B. Rossman. "The Costs and Consequences of Violent Behavior in the United States." In Reiss, Albert J, Jeffrey A. Roth, and Klaus A. Miczek. *Understanding and Preventing Violence*, Vol. 4. Washington, D.C: National Academy Press, 1994.

Durose, Matthew R. "Family Violence Statistics: Including Statistics on Strangers and Acquaintances." Washington, D.C: *United States Department of Justice*,

*Office of Justice Programs, Bureau of Justice Statistics*, 2005.

Jrank.org. "Statistics: Costs of Crime-Direct Costs of Crime". Web: May, 2014. <http://law.jrank.org/pages/2147/Statistics-Costs-Crime-Direct-costs-crime.html>.

Klein, Andrew R. "Practical Implications of Current Domestic Violence Research: Part II". Washington, D.C: *U.S. Dept. of Justice, National Institute of Justice*, 2008.

National Center for Injury Prevention and Control (NCIPC). "Costs of Intimate Partner Violence Against Women in the United States." Atlanta (GA): *Centers for Disease Control and Prevention*, 2003.

North Carolina Coalition Against Domestic Violence. "NC Domestic Service Providers." Web May, 2014. [http://www.nccadv.org/service\\_providers.htm](http://www.nccadv.org/service_providers.htm).

Ringland, Clare, and Jacqueline Fitzgerald. "Factors Which Influence the Sentencing of Domestic Violence Offenders". Australia: *Bureau of Crime Statistics and Research*, 2010

Tjaden, Patricia G., and Nancy Thoennes. "Full Report of the Prevalence, Incidence, and Consequences of Violence Against Women". Washington DC: *National Institute For Justice, Center for Disease Control and Prevention*, 2000.

United States Census Bureau / American FactFinder. "B01003: Charlotte-Mecklenburg Total Population." 2008 – 2012 *American Community Survey*. U.S. Census Bureau's American Community Survey Office, 2012. Web: May, 2014. <http://factfinder2.census.gov>.

United States Census Bureau / American FactFinder. "B01003: North Carolina Total Population." 2008 – 2012 *American Community Survey*. U.S. Census Bureau's American Community Survey Office, 2012. Web: May, 2014. <http://factfinder2.census.gov>.

Warren, Jennifer; Gelb, Adam; Horowitz, Jake and Jessica Riordan. "One in 100: Behind Bars in America." Washington DC: *Pew Research Center*, 2009.



## JAMIE KIMBLE FOUNDATION FORCOURAGE

### About The Foundation

- Ron and Jan Kimble founded the Jamie Kimble Foundation for Courage after their daughter was murdered by her ex-boyfriend in 2012 in Tampa, Fla. Jamie, 31, worked for Charlotte-based Coca-Cola Consolidated, selling a children's fruit drink. She loved her family, her friends, her coworkers – she loved all of life, and her constant smile showed it. Her goal was to marry, have children and eventually return home to Charlotte to live closer to her parents.



Jamie Kimble

- The Foundation's focus is prevention, education, awareness and research, including sponsoring this study on the cost of domestic violence in North Carolina. Research can help us measure the extent of the problem, and the effectiveness of prevention programs. Two employees and a 15-member board help steer the 501(C)3 nonprofit. While the Foundation does not provide direct services to those in an abusive relationship, it seeks to identify and support programs that use the most effective prevention strategies.
- Programs include hosting employer workshops; supporting the creation of high school intimate partner violence awareness clubs; working with sports teams and coaches to educate athletes; awarding grants for research and organizations working in the field; connecting with houses of faith on prevention and awareness; educating the community; and more.

- The Foundation makes available "Warning Signs" on what to look for to businesses, schools and others. Printed cards are available. It's also at [www.jkffc.org](http://www.jkffc.org).
- Financial gifts help the Foundation put on events and raise awareness, educate communities and prevent violence. Visit [www.jkffc.org](http://www.jkffc.org) to make a gift, learn more about the Foundation and explore resources about domestic violence.

### Upcoming Event Dates

Look for details and how to participate at [www.jkffc.org](http://www.jkffc.org) or call (980) 237-0451.

- **October 10, 2019**  
Domestic Violence Employers Workshop
- **December 13, 2019**  
Charlotte Checkers Domestic Violence Awareness Night
- **February 1, 2020**  
Teens For Courage Summit at Carowinds
- **April 23, 2020**  
Sixth Annual Women for Courage Luncheon

### Jamie Kimble Foundation for Courage

[www.jkffc.org](http://www.jkffc.org) | (980) 237-0451

1850 E. Third St., Suite 110, Charlotte, N.C. 28204

**Executive Director:** Sherill Carrington

**Program Director:** Durenda Bartholomy

## Need Help?

**In an emergency:** Call 911.

**National Domestic Violence Hotline:** Free, confidential 24/7 hotline.  
1-800-799-7233.

**Safe Alliance Hope Line:** Free, confidential 24/7 hotline for Mecklenburg residents. (980) 771-4673. Safe Alliance also operates a shelter.

**Jamie Kimble Foundation for Courage:** Learn about programs, activities, warning signs and more at [www.jkffc.org](http://www.jkffc.org) or (980) 237-0451.